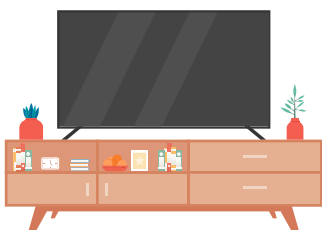


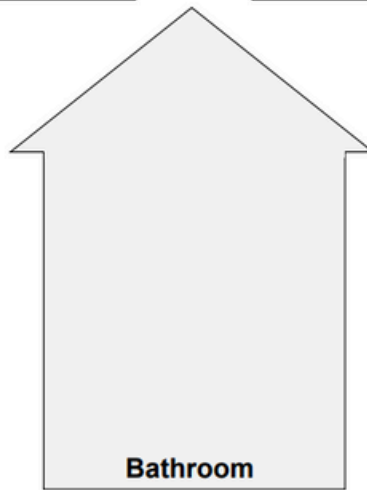
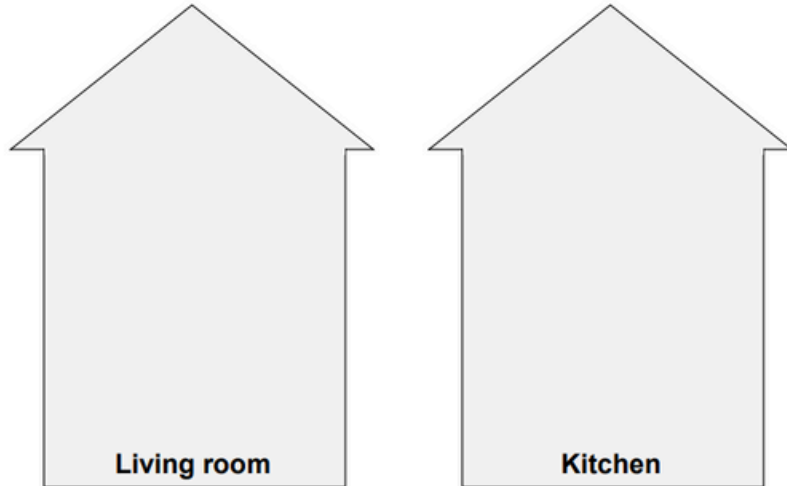


SORTING HOUSEHOLD ITEMS

Cut out the pictures and paste them into the room you think they belong.








SORTING ANIMALS INTO GROUPS

Draw lines to connect and sort each animal according to their number of legs.

4 - legs




2 - legs

0 - legs



SORTING FRUITS AND VEGETABLES

Cut the pictures below. Paste them under the correct color group.

 red	 yellow	 green

